

**EXPLORE** THE BADLANDS / **PLAN** YOUR SUMMER ADVENTURE / **SAFETY** FOR EXTREME RVS

# I ♥ RVing

**TOP TIPS FOR TRAVELING  
WITH PETS** *Keeping Your Best  
Buddies Safe & Comfy*

**+Go Inside**

Refreshing drink ideas  
for all your summer  
adventures

**EXTREME  
RVING**

*Discover the Best  
Extreme Offroad  
Rigs of 2025*

EARTHROAMER LTI



**PEAK PREVIEW 2025**

@IHEARTRVING    
THEARTRVING.COM

# Peak Preview

VOLUME 5 / ISSUE 3 / PEAK SEASON PREVIEW 2025



## 05 Mirror Check

*A Brief Look at the RV News and Community*

Catch up on the RV news, events, and people, and tune into our summer RV playlist.

## 9 American Vista

*Vantage Points of American Beauty*

Discover all the rugged beauty, from Death Valley to Badlands National Park.



## 19 Road Abode

*Improving Life on the Go*

Cocktails and mocktails, everything you need for a quick summer refreshment.

## 34 Top Level

*RV Tech and Tradecraft*

Where the pavement ends, these rugged RVs begin. See the top offroad RVs.



## 47 Edge of the Map

*From the Highway to the Campground*

Plan a trip to South Carolina's Lake Waterlee to take in the summer sunshine.

## 57 RVX

*Camping, Adventure, and the RV Experience*

Remote RVing product spotlight: Extreme safety edition.



## 62 Fireside

*Game Time*

Test your Sudoku skill level.

JUMP TO YOUR FAVORITE SECTION—JUST CLICK!

# I♥RVing

## I HEART RVING

managing editor | **Sue Mosebar**  
design director | **Brian Harvat**

Please contact us to advertise with I Heart RVing  
advertise@iheartrving.com

video & social producer | **Nate Kennedy**  
social promoter | **Craig Mitchell**  
email manager | **Jessica Jiron**  
digital marketing specialist | **Larry Norris**  
developers | **Ralph Aroljo, Spencer Olive**  
intern | **Lilly Petsolt**

I HEART RVING LLC  
cofounder | **David Petsolt**  
cofounder | **Adam Acosta**

**THANK YOU FOR JOINING US AT THE  
I HEART RVING GLOBAL CAMPGROUND.  
PACK IT IN, PACK IT OUT  
EXTINGUISH ALL FIRES  
SORRY FOR WHAT I SAID WHEN I  
WAS TRYING TO PARK THE RV**

## FINE PRINT/DISCLAIMERS

Copyright © 2025 by I Heart RVing, LLC

Published by I Heart RVing, LLC. I Heart RVing Magazine was founded in 2021 by a crazy bunch of dreamers, story makers, and idea tree shakers who just want to watch the world read.

I Heart RVing makes every effort to provide information that is informative and practical. The publisher, editor, and writers are not responsible for any adverse outcomes or consequences resulting from the use of suggestions or products that appear in this magazine. The acceptance of advertising in this publication does not constitute or imply endorsement by I Heart RVing, LLC (including parent companies, contributors, affiliates or partners) of any advertised product or service. I Heart RVing accepts no responsibility for claims made in advertisements in this publication.

For all subscription updates and inquiries, go to IHeartRVing.com and submit a Contact form with your details. To subscribe to the magazine, visit IHeartRVing.com/subscribe. To submit a story idea, please contact editorial@IHeartRVing.com.

## Choosing Your Path!

Dear Fellow RVers,


One of the things I've always loved about RVing is how many ways there are to do it right.

Some folks crave the thrill of the unknown—boondocking miles from the nearest soul, forging new paths in rugged terrain, chasing solitude (perhaps with a friend or paw, clawed, or feathered companion on board).

Others, like myself, find the most joy from being almost off the beaten path. Give me a quiet spot under the pines, a trailhead nearby, a place to plug in to relax with a good book, and maybe a bathhouse that's just far enough away... Now, that's my version of adventure.

And that's the beauty of RVing. There's room for all of it!

In this issue, we dive into the wilder side of RV life—with a bit more focus on extreme off-roading and venturing off the grid. But even as we celebrate those who carve new tracks into the



wilderness, we're reminded that RVing isn't about doing it one way. It's about finding your way.

Whether you're a full-time road warrior, a weekend campground regular, a luxury resort lover, or someone testing out your first boondocking spot, you're part of an incredible community. And no matter how you roll, there's a pathway for you.

So, wherever the road takes you—from a short loop through the state park to a remote turnoff in the desert—we hope this issue inspires your next big (or small) adventure.

See you out there... just maybe not too far off the trail.

*Sue Mosebar*

**Sue Mosebar**

IN THE NEWS



## Rolling with Purpose: Volunteerism on the Rise Among RVers in 2025

As the RV lifestyle continues to grow and evolve, a new movement is gaining traction among road travelers: purpose-driven RVing. More RVers are steering their rigs toward service opportunities, blending adventure with community engagement in a trend that's as rewarding as it is impactful.

While the RV industry has long been associated with freedom and exploration, recent initiatives show that a growing number of RVers are choosing to give back to the communities and environments they visit and

love. From organized park restoration events to national volunteer programs, these efforts reflect a shift in how RVers define connection—not just with the land, but with people and purpose.

### **NATIONAL PARK RESTORATION EVENT RETURNS IN 2025**

One of the latest examples was the 2025 Park Improvement Event, which took place May 15 at Bonneyville Mill County Park in Indiana. Backed by leaders in the RV industry, the initiative is part of a broader effort to preserve public

spaces that RVers and outdoor enthusiasts enjoy year-round.

Volunteers assisted with trail work, invasive plant removal, tree planting, general beautification, and more. While the event only lasts one day, the impact continues—not only for the park but for the volunteers who often leave with new friendships and a deeper sense of stewardship.

**THE AVERAGE AGE  
OF AN RV OWNER:**

**49**

Organizers hope this event serves as a model for future community partnerships. “We’re not just talking about the next campground—we’re talking about what we can leave behind,” said one spokesperson.

### **RV CARE-A-VANNERS BUILD MOMENTUM**

Another major opportunity for RVers looking to make a difference comes through Habitat for Humanity’s Care-A-Vanners program ([habitat.org/volunteer/travel-and-build/rv-care-a-vanners](https://habitat.org/volunteer/travel-and-build/rv-care-a-vanners)). This initiative enlists RV travelers to help construct homes in underserved communities across the U.S.

With build sites scheduled throughout 2025 from Washington to Michigan to Colorado to North Carolina to Iowa (just to name a few), the program offers RVers a structured yet flexible way to volunteer. Participants provide labor during the day and return to their rigs



at night, creating a unique blend of community service and personal comfort. No construction background is required—just a willingness to pitch in and work collaboratively.

### **WILDLIFE REFUGES OFFER VOLUNTEER STAYS**

For RVers with a passion for nature, the U.S. Fish & Wildlife Service continues to offer a wide range of RV-compatible volunteer positions ([fws.gov/volunteer-opportunity/2025-summer-rv-visitor-services-volunteer](https://fws.gov/volunteer-opportunity/2025-summer-rv-visitor-services-volunteer)). Wildlife refuges across the country, including

Aransas National Wildlife Refuge in Texas, are recruiting RVers to help with tasks like habitat restoration, trail maintenance, visitor services, etc.

These positions can sometimes come with full RV hookups and extended stays, making them ideal for travelers looking to spend more time in one place while contributing to conservation efforts.

Best of all, the programs allow volunteers to experience some of the country’s most scenic and ecologically significant areas up close.

## MATCHING TRAVELERS WITH PURPOSE

To help connect more RVers with these kinds of opportunities, organizations like seRV with Purpose (seRVwithpurpose.com) have emerged as volunteer matchmakers. Through its online platform, seRV helps mobile volunteers find short- and long-term service opportunities with nonprofit groups across the U.S.

Projects range from helping at food banks to participating in community cleanups, and users can filter options based on cause, region, and time commitment. For many RVers, it's a convenient way to add depth to their travel plans while supporting meaningful work.

## Let's Talk Travel & Destinations!

Have you been somewhere amazing lately? Found the perfect campsite? Stumbled across a hidden gem off the beaten path?

This month, we're shining the spotlight on the Travel & Destinations section of the I Heart RVing Community Forum—and we want to hear from YOU!

- **Just get back from an unforgettable road trip**
- **Planning your next big adventure**
- **Looking for inspiration or local tips**
- **Or dreaming up your ultimate RV bucket list?**

...this is your space to share, discover, and connect with fellow RVers who love the journey as much as the destination.

So, hop on and take a minute to share your favorite spots, drop some photos (who doesn't LOVE trip pics?!), ask questions about routes, camping options, or must-sees, or explore new places through the eyes of other travelers.

Let's help each other make every mile more memorable, click here:



David Louis ✓  
21 days ago

### Off the grid question

So, I have a question... we've done a lot of staying at campgrounds, but not really "off-the-grid". We're a family of four. What would we have to think of that I might not be

## MORE THAN A TREND

While volunteer travel is not a new concept, its growing presence in the RV community reflects broader shifts in traveler values—particularly among those who want their journey to have purpose beyond recreation.

As RVers continue to explore every road possible through North America, many are discovering that some of the most rewarding destinations aren't just on a map—they're found in the communities they serve along the way.





## SUMMER RV EVENTS!

### The Food & Wine Classic in Aspen

Dates: June 19 - 22, 2025

Location: Aspen, CO

[classic.foodandwine.com](https://classic.foodandwine.com)

If you're looking for an unforgettable RV trip that blends culinary indulgence with stunning mountain views, the 2025 Food & Wine Classic in Aspen should be at the top of your list. This iconic event brings together world-class chefs, winemakers, and food lovers for a weekend of tastings, seminars, and breathtaking Rocky Mountain scenery. It's an epicurean adventure like no other—and yes, it's RV road-trip worthy!

While there are no RV hookups right in Aspen, there are several campgrounds in the area to use as basecamp. Some (though not all) offer full hookups, scenic views, and access to the free RFTA bus line that can take you straight into Aspen—so you can sip, sample, and savor without the parking stress.

**PRO TIP:** Book early—as in ASAP! This event (and nearby campgrounds) fills up super fast!

### Wyoming Outdoor Weekend & Expo

Dates: May 16 - 17, 2025

Location: Lander Community and Convention Center  
Lander, WY

[wyomingoutdoorweekend.com](https://wyomingoutdoorweekend.com)

### Overland Expo West 2025

Dates: May 16 - 18, 2025

Location: Ft Tuthill County Park, Flagstaff, AZ

[overlandexpo.com/west](https://overlandexpo.com/west)

### RVS Move America Week

Dates: June 1 - 5, 2025

Location: The Mayflower Hotel, Autograph Collection,

Washington, D.C.

[rvia.org/events/rvs-move-america-week](https://rvia.org/events/rvs-move-america-week)

### Tampa Bay Summer RV Show

Dates: June 19 - 22, 2025

Location: Florida State Fairgrounds, Tampa, FL

[frvta.org/show/tampa-bay-summer-rv-show/](https://frvta.org/show/tampa-bay-summer-rv-show/)

### Overland Expo PNW 2025

Dates: June 27 - 29, 2025

Location: Deschutes County Expo Center, Redmond, OR

[overlandexpo.com/pacific-northwest/](https://overlandexpo.com/pacific-northwest/)





## AM/FM PLAYLIST

### START YOUR SUMMER ADVENTURE WITH THE PERFECT SOUNDTRACK

NOTHING SETS THE TONE FOR A GREAT ROAD TRIP LIKE THE RIGHT MUSIC—AND THIS SUNNY DAY PLAYLIST IS PURE SUNSHINE IN AUDIO FORM. WITH ITS EASYGOING MIX OF INDIE POP, BREEZY BEATS, AND FEEL-GOOD MELODIES, IT'S THE PERFECT BACKDROP FOR ROLLING THROUGH SCENIC HIGHWAYS, CHASING BLUE SKIES, OR KICKING BACK AT YOUR FAVORITE CAMPSITE. PRESS PLAY, ROLL DOWN THE WINDOWS, AND LET THE ADVENTURE BEGIN.

PLAY ON SPOTIFY



@rv\_travel\_adventures

**Why We Heart It** — This traveling family finds some of the best kept secrets, you have to see to believe. 😊❤️

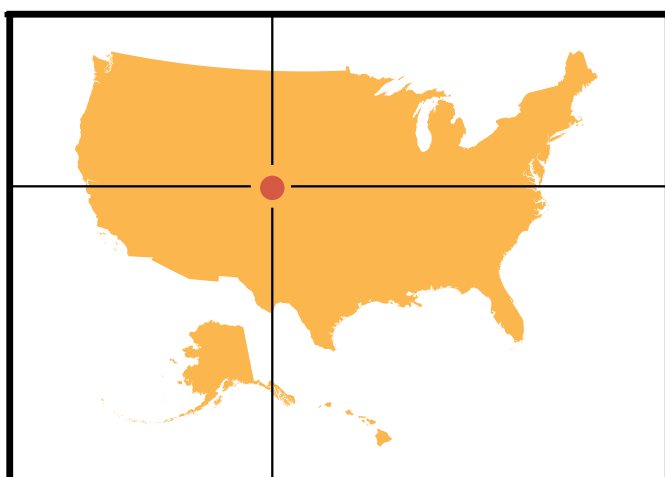


camperlifestyle

**Why We Heart It** — Cool video community with stories, tips, questions, and conversations—everything RV. 👊

# American

VANTAGE POINTS OF AMERICAN BEAUTY



▶ BADLANDS NATIONAL PARK

▶ 43°45 N, 102°30 W

▶ SOUTH DAKOTA

▶ [WWW.NPS.GOV/BADL](http://WWW.NPS.GOV/BADL)

# Vista




From the iconic spires of South Dakota's Badlands National Park to the sunbaked mesas of the Southwest, badlands come in many wild and wonderful forms. In South Dakota, you might spot a bison roaming the plains as the rocky ridges rise dramatically behind them—a true testament to the beauty of these rugged, untamed lands.



As the sun dips, the badlands seem to glow. Golden hour paints the rocks in vivid reds, oranges, and purples, while the surrounding grassy fields turn a luminous green. It's a magical moment when the land seems to breathe with color and contrast, turning every ridge and ravine into a natural, awe-inspiring masterpiece.





One of the most captivating features of the badlands is the unique banding and bizarre shapes carved into the rock. These colorful stripes tell stories of millions of years. Rocks and sediment built up layer by layer before those rocks gradually began to erode and wear away, being etched by time and sculpted by wind and water into the surreal formations we witness today.





Tucked away in the Wilderness area of New Mexico, the Alien Thorn formation juts from the earth like something from another planet. Though it's striking any time of day, it becomes otherworldly at sunset when the fading light silhouettes its spiny form against the brilliant sky.





The backcountry badlands of Utah are pure abstract art. Erosion has created brushstroke-like waves of color—blues, pinks, and greys—that shimmer in the light. These remote areas are less traveled but offer a dreamlike experience for those who venture off the beaten path.





In Theodore Roosevelt National Park, North Dakota's badlands offer more than striking scenery. Wild mustang herds roam free, framed by rolling buttes and layered hills. Seeing these powerful creatures in such a dramatic landscape is a moment that stays with you long after the journey ends.





The Little Missouri River winds through the badlands in Theodore Roosevelt National Park like a ribbon of life. As it cuts through the canyons and cliffs, it adds movement and reflection to the otherwise still scenery—bringing water, wildlife, and wonder to the rocky terrain.





At Death Valley National Park's Zabriskie Point, the view looks more like a painting than a place. Soft ridges ripple out in layers of gold and beige, dramatically lit by the sun—a stunning scene any time of day. This iconic formation is a must-see for every desert-loving RVer.





*While scenic drives are spectacular, the real magic of the badlands is found on foot. Step out onto the trails to experience the textures, silence, and sweeping views up close. There's a peace here that's hard to find anywhere else—a quiet that nourishes the soul. Remember, even in these seemingly barren landscapes, life finds a way. Keep your eyes peeled for prairie dogs popping up from rocky outcroppings, blinking in the sunlight. These charming critters are just one example of the hidden vibrancy pulsing beneath the surface.*





*Look closely, and you may spot other wildlife, such as a bighorn sheep skipping over rocky slopes.*



*The sight of the badlands framed by a crisp blue sky, standing above vibrant red and gold rock layers, is a moment of pure wonder—reminding us that nature’s contrasts are its greatest beauty.*



# Road Abode

IMPROVING LIFE ON THE GO



**Great RV adventures aren't just about the miles you cover or the size of your rig.**

The little things are what truly make the road feel like home. A simple campsite cocktail or cool mocktail can help you shift gears from go-time to relax mode. And as the weather warms, it's not just about your comfort and safety. It's also important to keep your critter co-pilot—pawed, clawed, or winged—safe and sound. Indeed, it's the simple pleasures that help create a space that's as welcoming as it is adventurous... wherever you roam.



# Happy Hour: Easy Cocktails and Mocktails for RV Life

**A**fter a long day of winding roads, scenic hikes, sandy beaches, or setting up camp, there's something downright magical about shifting gears—mentally and physically. I think we can agree that the transition from “go mode” to “slow mode” is one of the best parts of RV life. And, nothing says “you made it” quite like a refreshing drink in hand as you kick back by the fire, settle in at the campsite, or watch the sun dip below the horizon.

Whether you're sipping solo, sharing drinks with friends, or mixing something fun for the whole family, a simple cocktail or mocktail can turn any campsite into a happy hour hot spot. The best part? You don't need to channel your inner bartender or pack a full bar to make it happen. These easy drink recipes call for just a few ingredients and no fancy tools. Yet they're packed with flavor.

Here's to some much-deserved downtime!



*Cozy Cocktails  
for Fun Around  
the Campsite*

# Campfire Whiskey Sour



This classic cocktail is the perfect

companion to a crackling fire and good conversation. The hint of maple gives it a rustic twist that feels right at home in the great outdoors.

**INGREDIENTS:**

*2 oz whiskey (bourbon or rye)*

*3/4 oz fresh lemon juice (about half a lemon)*

*1/2 oz maple syrup*

**INSTRUCTIONS:**

Fill a shaker or jar with ice.

Add whiskey, lemon juice, and maple syrup.


Shake (or stir well) and strain over fresh ice.

Optional: Garnish with a lemon or orange slice or twist.





# Grapefruit Gin Spritz



Light, bright, and made for sunny camp

afternoons, this spritz is crisp and slightly bitter with just enough sparkle to make it feel special.

## INGREDIENTS:

*1.5 oz gin*

*3 oz fresh grapefruit juice*

*2 oz sparkling water*

## INSTRUCTIONS:


Fill a glass with ice.

Add gin and grapefruit juice. Top with sparkling water.

Stir gently and enjoy. Garnish with a grapefruit wedge or a sprig of rosemary if you want to get a little fancy.



# Cucumber Mint Cooler



This one tastes like a deep breath of fresh air—hydrating, refreshing, and just a little bit extra (without any fuss).

## INGREDIENTS:

*4 slices cucumber*

*A few fresh mint leaves*

*1/2 oz fresh lime juice*

*Sparkling water*

## INSTRUCTIONS:

Muddle cucumber and mint in the bottom of a glass.

Add lime juice and ice, then top with sparkling water.


Stir and sip slowly. Bonus: it's just as good with a splash of coconut water for some added hydration.



*Refreshing  
Mocktails that  
Slow Your Roll*



# Cherry Limeade Refresher



Tart, juicy, and a little zingy—this drink feels like a nostalgic soda fountain

treat with a grown-up twist.

## INGREDIENTS:

*3 oz tart cherry juice*

*1 oz fresh lime juice*

*Sparkling water or lemon-lime soda*

## INSTRUCTIONS:

Fill a glass with ice.

Pour in cherry juice and lime juice.

Top with sparkling water (or soda for more sweetness), stir, and enjoy.




## Hybrid Sippers: Booze Optional, Flavor Guaranteed

These drinks are made to suit every camper in your crew. Whether you spike them or sip them spirit-free, they bring all the flavor without a lot of fuss.



# Tropical Sunset Sipper



It looks like a vacation

in a cup—and it tastes like one too. This sweet, fruity blend is perfect for winding down after a long day of exploring.

### INGREDIENTS:

3 oz pineapple juice

2 oz coconut water

1/2 oz grenadine

Optional: 1 oz white rum or vodka

### INSTRUCTIONS:

Fill a glass with ice.


Pour in pineapple juice and coconut water. Stir gently.

Slowly drizzle in grenadine—it will sink to the bottom for a sunset effect.

Add alcohol if desired, stir lightly, and garnish with a pineapple slice or cherry.



# Skinny Campground Marg



A light and zesty take on the classic margarita, this version skips the sugary mix in favor of fresh, clean ingredients—and it tastes even better under the open sky.

## INGREDIENTS:

*1 oz fresh lime juice (about 1 lime)*

*1/2 oz orange juice*

*1/2 tsp agave syrup or a drizzle of honey*

*Optional: 1.5 oz tequila*

*Sparkling water*

## INSTRUCTIONS:

In a glass or shaker, combine lime juice, orange juice, sweetener, and tequila (if using).

Shake or stir well, then pour over ice. Top with a splash of sparkling water. Garnish with a lime wedge and enjoy by the fire.



## *Sip, Relax, Repeat*

One of the best parts of RV life is how even the smallest rituals—like mixing up a drink—can feel extra special when you’re out on the road. A simple cocktail or mocktail can set the perfect tone, whether you’re toasting a great travel day, kicking

back after a hike, or just easing into a long, laid-back evening under the stars.

These easy recipes don’t require a stocked bar or a pro bartender’s toolkit—just a few flavorful ingredients. So go ahead: grab your favorite camp chair and shake, stir, and sip your way into pure relaxation. ❤️



# POWER UP FOR PETS

*TIPS AND  
TRICKS TO  
KEEP YOUR  
BEST BUDDY  
SAFE AND  
COMFY ON  
THE ROAD*

**F**or many of us, adventures just aren't the same without a furry or even feathered friend riding shotgun. A loyal dog bounding down trails. A curious cat watching the world from the dashboard. Or a chatty bird chiming in from their perch. Traveling with pets brings a whole new level of joy to life on the road.

Especially as summer heats up, though, keeping your pets cool, safe, and comfortable becomes a top priority. Here's what every pet-loving RVer needs to know to help their companions thrive on the go. From must-have gear to temperature safety tips and stress-free solo stays in the rig, we've got you (and your best bud) covered.



## GETTING READY TO ROLL

Before your pet sets a paw, claw, or talon inside your rig, taking the time to prepare them is essential. Just like us, animals feel more confident when they know what to expect. Particularly if that includes winding roads, new smells, and ever-changing scenery.

Before you hit the road, schedule a check-up to ensure your pet is road-ready. This is important if you're crossing state lines and especially if you're crossing into Canada or Mexico. Proof of up-to-date rabies shots and other vaccinations are often required. So, schedule with your vet to refill medications and stock extra (just in case), get necessary prevention in place (e.g., heartworm), and ask about motion sickness or anxiety remedies if needed.

It's also important to keep a printed and digital folder with your pet's vaccination records, medical history, prescriptions, a recent photo, and emergency vet contact info together and ready to grab—just in case.

Now is also a good time to make sure their ID tag lists your current cell number and their microchip info is up to date. A GPS tracker or AirTag can be a great bonus, especially for adventurous pets who tend to try to slip away.

One of the best ways to avoid a stressed-out travel buddy is to give them time to adjust to RV life before a long adventure. Start by letting them sniff around the rig while parked. Feed them inside so they create positive associations. You may even want to relax and take a nap or perhaps spend a full night with them in the RV before you take off. Gradually building up to short drives can help them get used to the sounds and motion, so they start looking forward to hitting the road as much as we do.

## ROAD SAFETY! ROLLING SECURELY WITH YOUR PET

Once you're on the move, safety should be the name of the game—for both you and your four- (or two-) legged passengers. Just like people, pets need to be buckled in or safely contained while the RV is in motion. Letting them roam freely may seem fun, but it can be dangerous if you have to brake suddenly or take a sharp turn.

Depending on the size and personality of your pet, you have a few solid options to make sure they're secured:

**Seatbelt harnesses:** *Ideal for dogs who ride well in the front or back seat of a tow vehicle.*

**Crates or carriers:** *A must for cats, small dogs, and birds—make sure they're crash-tested and well-ventilated.*

**Pet travel cages:** *Birds should be in a sturdy, secured cage, preferably one designed for travel with attached food and water cups.*




Anchor crates or carriers so they don't shift or tip while driving, and keep pets away from airbags, which can cause injury in an accident.

Give your pet a designated travel spot with a familiar blanket or bed. Some pets prefer quiet, dim areas (like the dinette-turned-cozy-den), while others don't want to miss a minute of the action. Either way, the goal is to minimize stress and keep them safely out of the way when you're driving.

Don't forget to watch the temperatures. It's easy for an RV to heat up quickly—even while on the road. AC or fans keep the space comfortable. If your pet is riding in another part of the rig, be extra cautious. Without ventilation or climate control, the interior can become dangerously hot (or cold) fast.

**And don't forget:** never leave pets in a towed trailer while driving. Not only can it be unsafe, it can be illegal in many areas!



## SETTLING INTO CAMP

You've arrived, you've parked, and you're ready to soak up the scenery! For your pet, though, this new place might feel a little overwhelming. With some thoughtful setup and supervision, you can help your

## PET PACKING LIST: Don't Leave Home Without...

### Essentials:

- ✓ Pet food (plus extra in case of delays)
- ✓ Food and water bowls (collapsible versions are great for travel)
- ✓ Water from home for sensitive stomachs
- ✓ Medications and supplements
- ✓ Vaccination records and health certificate
- ✓ Collar with ID tags and microchip info
- ✓ Leash, harness, and waste bags
- ✓ Crate or carrier (even for cats and small dogs who might roam)

### Comfort Items:

- ✓ Favorite toys and chews
- ✓ Pet bed or blanket with familiar scent
- ✓ Calming sprays, anxiety vests, or pheromone diffusers
- ✓ Litter box and litter (for cats) or cage liner (for birds)
- ✓ Treats and enrichment toys

### Health & Safety:

- ✓ Pet first-aid kit
- ✓ Pet sunscreen (especially for light-colored or hairless pets)
- ✓ Brush/grooming supplies
- ✓ Towels for muddy paws or post-swim cleanup

### Bonus Items:

- ✓ Pet cam or monitor (if leaving them alone in the rig)
- ✓ Portable fan and/or cooling mat
- ✓ Shade tent or pop-up playpen for outside time
- ✓ Extra leash or long lead for campsite lounging
- ✓ Local emergency vet contact info



companion settle in and enjoy campground life right by your side.

That starts with a safe perimeter. Whether you're staying for a night or a week, create a defined space where your pet can relax. This might include:

---

**A leash or tether** (secured to a stable object—not your picnic table!)

**A portable exercise pen** or pet play yard for small dogs or cats

**A pop-up bird tent** or shaded outdoor cage for our feathered friends

---

Make sure your setup provides plenty of shade, water, and a comfy spot to lie down. Never tie pets out unattended, especially in unfamiliar surroundings or near wildlife.

**Know the Ground Rules:** Each campground

has its own pet policies, so check the posted rules. Some require leashes at all times (even if your pet is extremely well-trained). Others may restrict access to trails or public buildings. And many have quiet hours, so it's helpful to know how your pet handles new noises or other campers passing by.

**Tip:** If your pet is reactive or easily overstimulated, request a more secluded site if possible.

**Watch for Hidden Dangers:** Campsites can hide all sorts of hazards—from toxic plants to leftover chicken bones in the firepit. Keep a close eye out for:

---

*Mushrooms, foxtails, and burrs*

*Hot pavement or metal surfaces (especially in summer)*

*Campfire pits, charcoal, skewers, or cooking scraps*

*Local wildlife like skunks, snakes, or porcupines*

---

**A good rule of thumb:** if you wouldn't want a toddler getting into it, keep your pet away from it, too!

## ***ALONE TIME IN THE RV: HOW TO KEEP PETS SAFE AND SECURE***

Let's face it—there may be times when your pet can't come along for the activity of the day. Maybe you're heading into a museum, a restaurant, or a trail that's not pet-friendly. In these cases, it's crucial to plan ahead so your pet stays safe, calm, and comfortable while you're away.

### **Know the Risks of Temperature Extremes:**

Even with the windows cracked, temperatures inside an RV can skyrocket within minutes during summer—or plummet during a cold snap. So before ever leaving a pet alone, be sure to:

**Run** the AC or heater (and double-check it's working properly)

**Close** blinds or window shades to block direct sun

**Use** fans to keep air circulating

**Avoid** leaving them during the hottest or coldest parts of the day

If you're relying on your RV's power, have a



backup power source (like a generator or inverter) and consider adding an RV surge protector to prevent outages from shutting everything down.

**Pet-Proof Your Rig:** Before you pull out, do a quick sweep:

**Secure** food and trash to keep curious noses out

**Store** cleaning supplies and medications safely

**Check** for any wires, cords, or small items that could pose a hazard

**Make sure** windows are closed or screened (and escape routes are blocked!)



**Set Up Tech for Peace of Mind:** Technology can be a game-changer here. For instance, temperature monitors can alert your phone if temps rise or fall outside a safe range. Pet cameras let you check in from your phone and even talk to your pet to soothe them. And security apps or sensors can let you know if your RV's door opens unexpectedly.

**Bonus tip:** It never hurts to have a small sign near your door or window noting that pets are inside. This can be extremely helpful—lifesaving even—in case of an emergency.

**Create a Comfort Zone:** If your pet is used to alone time at home, try to recreate that cozy environment:

---

*Give them access to their crate, bed, or favorite perch*

*Offer puzzle toys, chews, or a frozen treat to keep them occupied*

*Use calming aids like a white noise machine, calming sprays, or familiar background music*

---

However, if you do have a highly anxious pet, especially if they're prone to destructive behavior or aren't yet used to the RV environment, please don't leave them alone. It's always better to change plans than risk your pet's safety—or peace of mind.

## TOP TRICKS FOR A HAPPY TRAVEL COMPANION

Once you've nailed the logistics—safety, comfort, climate control—it's time for the best part: helping your pet love RV life. Whether you've got a playful pup, a chill cat, or a curious bird,

these simple tricks can make the journey more enjoyable for everyone.


**Stick to a Routine:** Pets thrive on predictability. Keeping consistent mealtimes, walks, playtime, and bedtime helps ease anxiety and gives them a sense of security no matter where you are. A quick morning jaunt or evening snuggle can go a long way in helping them adjust.

**Explore Together:** Let your pet sniff out the new surroundings (safely, of course). Go for walks, check out pet-friendly trails or waterfronts, or set up a comfy outdoor space where they can lounge with you while you read or cook. Many campgrounds even have off-leash dog areas or hiking loops made for paws.

Cats can explore, too—as long as you bring the right gear. Some RVers use secure outdoor playpens, harnesses with leashes, or even backpack carriers for feline adventurers.

**Enrichment Is Everything:** Bored pets can get mischievous (or possibly destructive), especially during long stretches in the RV. Keep them entertained with enrichment toys like puzzle feeders or treat-dispensing toys, safe chews, catnip toys or window hammocks, or swings, mirrors, and foraging toys, depending, of course, on your type of pet. Rotate toys regularly to keep things interesting—and toss in an occasional new one as a treat.





**Make Their Space Feel Like Home:** Give your pet a designated space in the RV where they can retreat when they want to rest or get away from the hustle and bustle. A crate, bed, blanket, or perch that smells like home can provide comfort and calm.

And don't forget to bring a few favorite things: a well-loved toy, a special treat, or their regular food bowl can make a big difference in how quickly they settle in.

**Celebrate the Little Things:** Every happy tail wag, contented purr, or chirpy tune is a sign that your pet is adjusting and enjoying the adventure.

## ADVENTURE IS **BETTER WITH A BUDDY**

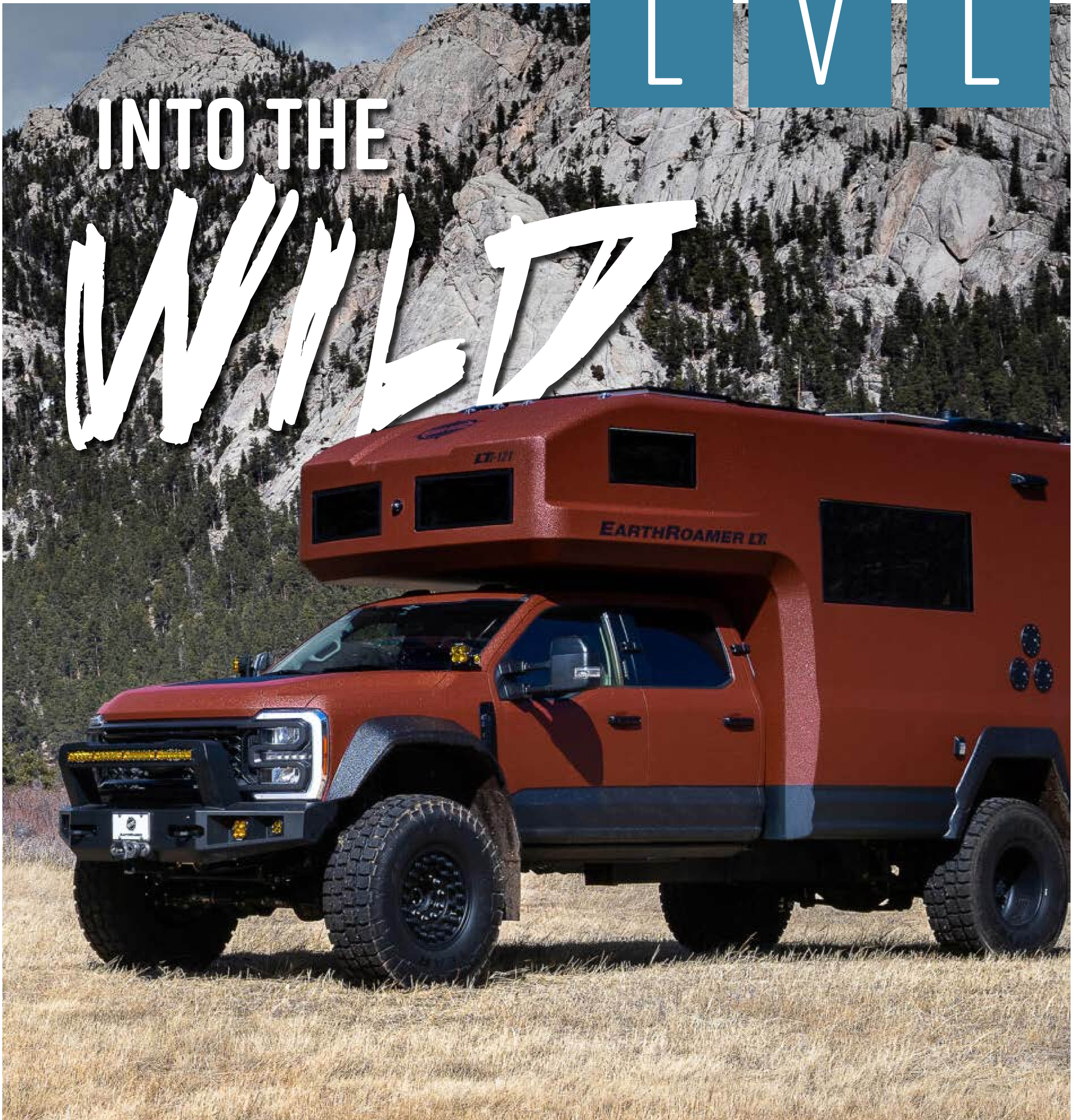
RVing with pets isn't just possible—it's a joy. With the right planning, safety precautions, and a little creature comfort, your road trip can be just as fun and fulfilling for your dog, cat, or bird as it is for you.

After all, they're not just pets—they're family. And when they're safe, happy, and part of the adventure, every destination becomes that much more memorable. So, load up the leash, pack the kibble, and hit the road together. ❤️



TOP  
LEVEL

RV TECH AND TRADECRAFT



No destination is too remote with the right rig. These rugged, off-road-capable RVs are built to get you where you want to be—and back again—in comfort and style. From luxury expedition vehicles to minimalist truck campers, each of these RVs is designed to handle rough roads. If you're ready to move past the pavement and onto true adventure, these RVs are made to take you off the grid and into the wild!

 **EARTHROAMER LTI**

The EarthRoamer LTI is a premier luxury expedition vehicle designed for off-grid adventures with absolutely no sacrifice. Built on a robust Ford F-550 chassis, it features a vacuum-infused carbon fiber camper body that's designed to enhance strength while reducing weight. Its substantial fuel and water capacities, along with a comprehensive solar and battery system, enable extended journeys into the most remote locations imaginable.

**PROS:**

- Large fuel and water tanks, along with a robust solar power system, allow for extended off-grid travel. No location is too remote.
- The carbon fiber body offers superior strength while reducing overall weight.
- Customizable, high-quality finishes provide a comfortable living experience.
- Designed to perform in various climates for year-round comfort.

**CONS:**

- Starting at \$590,000, the Earthroamer LTI is a significant investment.
- Because it's a larger rig, it requires careful maneuvering and may not fit on narrower trails or into tight spaces.

**SPECS:**


---

CHASSIS: FORD F-550 4X4

---

ENGINE: 6.7L V8 TURBO DIESEL

---

GVWR: 21,060 LBS

---

EXT LENGTH: 29'

---

EXT HEIGHT: 12'

---

EXT WIDTH: 8'

---

SLEEPS: UP TO 4

---

FUEL: 95 GALLONS OF DIESEL

---

FRESH/GREY: 100/60

---

5-GALLON CASSETTE TOILET

---



## → STORYTELLER OVERLAND BEAST MODE 4X4

The Beast MODE 4x4 by Storyteller Overland is a versatile adventure van that balances rugged capability with modern amenities. Built on the Mercedes-Benz Sprinter 4x4 chassis, it features a powerful diesel engine and a thoughtfully designed interior that adapts to various needs, making it ideal for both weekend getaways and extended trips.

### PROS:

- Features like the GrooveLounge seating and Dreamweaver bed offer adaptable living spaces and a flexible interior.
- Equipped with all-terrain tires and a capable 4x4 system for diverse landscapes.
- A comprehensive system powered by a lithium battery and inverter supports various electric needs without reliance on external power sources.
- It's easier to maneuver and access remote locations due to its compact size.

### CONS:

- The compact design may restrict storage space for more extended trips.
- While versatile, the sleeping configurations may not suit all preferences, especially for folks who are taller.



### SPECS:

CHASSIS: MERCEDES-BENZ SPRINTER  
25004-CYLINDER DIESEL

GVWR: 9,050 LBS

EXT LENGTH: 21'

EXT HEIGHT: 10'3"

EXT WIDTH: 7'6"

SLEEPS: 2

FRESH/GREY/BLACK: 21/24/2.6 GAL  
PORTABLE TOILET CAP



## → WINNEBAGO REVEL 44E

The Winnebago Revel 44E is a compact, adventure-ready camper van designed for off-road excursions. Built on the Mercedes-Benz Sprinter 4x4 chassis, it features a turbo-diesel engine with a host of amenities tailored for the modern explorer. Its efficient use of space and robust systems make it a popular choice for outdoor enthusiasts of all types.

### PROS:

- The 4x4 system and high ground clearance enable access to challenging terrains.
- Features like the power lift bed create versatile living and storage spaces.
- The combination of lithium batteries and solar panels supports energy independence for off-grid adventures.
- Its compact, maneuverable size allows for easier driving and parking.

### CONS:

- Smaller tank capacities may require more frequent refilling during extended trips.
- It also has a higher price compared to some competitors.

### SPECS:

CHASSIS: MERCEDES-BENZ AWD SPRINTER  
2.0L HIGH-OUTPUT, TURBO-DIESEL  
4-CYLINDER

GVWR: 9,050

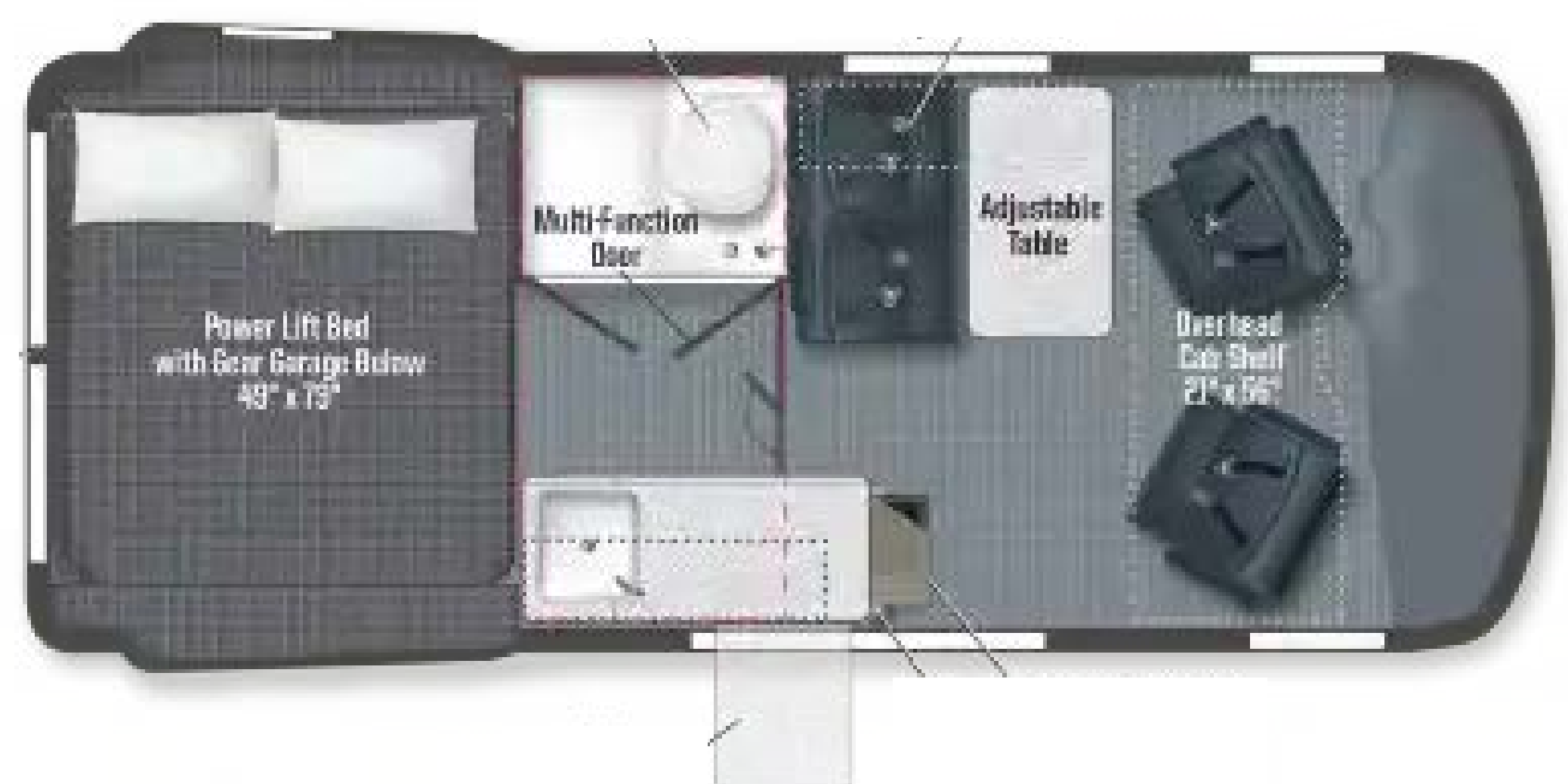
EXT LENGTH: 19'6"

EXT HEIGHT: 9'11"

EXT WIDTH: 7'5"

SLEEPS: 2

FRESH/GREY/BLACK: 35/21/5 GAL  
CASSETTE TOILET CAP



 **AIRSTREAM INTERSTATE 24X**

The Airstream Interstate 24X is a versatile Class B adventure van that combines Airstream's renowned craftsmanship with off-road capabilities. Designed for those seeking both comfort and rugged performance, it features a well-appointed interior and robust systems to support extended journeys off the beaten path.

**PROS:**

- Equipped with all-terrain tires and on-demand four-wheel drive to effectively take on diverse roads.
- Features an aluminum aircraft L-track storage system for securing gear and a convertible living area that adapts for seating, dining, or sleeping.
- The combination of a robust solar system, lithium batteries, and a generator supports extended off-grid living.
- It provides a well-equipped kitchen, wet bath, and high-quality materials throughout for your comfort.

**CONS:**

- With an MSRP starting around \$267K, it's a significant investment.
- As a Class B motorhome, space is limited compared to larger RVs, which can be challenging for extended trips.

**SPECS:**


---

CHASSIS: MERCEDES-BENZ  
SPRINTER 3500 EXTENDED AWD

---

GVWR: 11,030 LBS

---

EXT LENGTH: 24'6"

---

EXT HEIGHT: 9'9"

---

SLEEPS: 2

---

POWER: MERCEDES-BENZ 2.0L 4-CYLINDER  
HIGH OUTPUT DIESEL

---

FRESH/GREY/BLACK: 23/24/11

---



 **BOREAS XT**

This compact, off-road camper trailer is engineered in Colorado for those who want a robust, self-sufficient camping experience. Built with a fully welded and power-coated steel chassis, independent suspension, and all-terrain tires, the XT is ready to tackle challenging terrains. Its insulated cabin and well-equipped galley kitchen make it suitable for extended off-grid adventures.

**PROS:**

- The independent suspension and high ground clearance allow for navigation over rough roads.
- Composite fiberglass exterior and a robust steel frame ensure longevity and resistance to the elements.
- The well-equipped galley with stainless steel pull-out sink, Partner Cookstove, and 60-liter Truma electric cooler ensure a pleasant outdoor cooking experience
- Equipped with a 100W solar panel, 100Ah lithium battery, and a 30-gallon freshwater tank support extended periods off-grid.

**CONS:**

- The compact interior and tighter sleeping areas may feel confining, especially for taller individuals.
- The indoor amenities are limited (e.g., lacking an indoor bathroom), which can be a drawback for some campers.

**SPECS:**


---

CHASSIS: CNC-CUT 4"X2" X 1/8" STEEL FRAME, POWDER COATED

---

DRY WEIGHT: 2,200 LBS

---

EXT LENGTH: 16'

---

EXT HEIGHT (WITH AWNING): 80.5"

---

EXT WIDTH: 7'

---

SLEEPS: 2

---

POWER: 12V/110V INTELLI-POWER CONTROL CENTER; 100W SOLAR PANEL; 100AH BATTLE BORN HEATED LITHIUM BATTERY

---



## → SCOUT OLYMPIC

This versatile truck camper is designed for full-sized domestic and imported trucks. It sleeps up to six people and emphasizes off-grid capability with features like solar power integration and portable amenities.

### PROS:

- Equipped with solar power and a lithium battery for extended remote camping.
- Accommodates up to six people with flexible sleeping arrangements, so it's suitable for families or groups.
- Durable construction due to the aluminum framing and composite panels built to last.

### CONS:

- The 4.9-gallon capacity may require frequent refilling during extended trips.
- The space may feel constrained, especially when fully occupied.

### SPECS:

CHASSIS: DESIGNED TO FIT FULL-SIZED DOMESTIC OR IMPORTED TRUCKS.

WEIGHT: 1,145 LBS.

EXT LENGTH: 127"

EXT HEIGHT: 81"

EXT WIDTH: 83"

SLEEPS: 4 - 6 PEOPLE

POWER: EQUIPPED WITH A 132AH LITHIUM BATTERY AND A 190W SOLAR PANEL

FRESH: 4.9

Ready to leave the pavement behind? With the right off-road RV, the possibilities are wide open—from desert canyons to alpine meadows, remote beaches to hidden forest trails. These rugged rigs aren't just built to survive the elements—they're designed to thrive in them. So, gear up and get ready for your next adventure!





Small Comforts to

# ELEVATE

Your Wildest RV  
Adventures

**T**here's nothing quite like finding your own slice of paradise far from the noise and the crowds. Perhaps you've found the perfect spot to pull in deep in a deserted desert landscape, gently tucked beside a hidden lake, or high above everything in the mountain peaks. Boondocking and off-road RVing offer unmatched freedom and adventure. But just because you're far from the nearest town (or even a paved road) doesn't mean you have to completely rough it.

With a little smart packing, you can bring along a few lightweight comforts that make your remote camps feel a bit more like home. No need to sacrifice space, weight, or simplicity. Even far from everything, a rich cup of coffee in the morning or a comfortable place to relax as you stargaze can provide just the right amount of pleasure. That's where these must-have products for rugged exploration come in. These easy-to-stow essentials help you stay comfortable, refreshed, and ready for whatever adventure the day brings.

## Fuel Your Day with Great Coffee with the AeroPress Go

If you're like us, you'll agree that a good cup of coffee is important every day. But it's a necessity when you're far off the beaten path. Somehow, a good cup of joe tastes even better when enjoyed in the middle of nowhere. Designed specifically for travel, the AeroPress Go is a lightweight, durable coffee maker that brews smooth, rich coffee in just a few minutes. Without the need for electricity or fancy equipment.

It's compact enough to tuck into a small drawer or backpack, with all its pieces nesting neatly into its own mug. Plus, cleanup is quick and easy. Just pop out the grounds and give it a good rinse. Whether you're up with the sun to hit the trails or prefer to ease into a slow morning at camp, the AeroPress Go helps you start your day right, wherever the road (or dirt path) takes you.



# Sit Back and Relax in a Helinox Chair One

No matter where you're adventuring, comfort shouldn't be something you have to leave behind. A good camp chair isn't just for winding down at the end of the day; it's your go-to spot from the very first sip of your morning brew to the last star-studded view before turning in.

The Helinox Chair One is made for these kinds of days. Weighing just around two pounds, it folds down small enough to stash almost anywhere yet offers sturdy, reliable support when you need a place to sit and savor the scenery. Set it up quickly to enjoy breakfast by the fire, take it to the water's edge for a comfy place to tie flies or even toss out your line, or move it so you have a clear view to soak in a sunset. Wherever you go, this lightweight chair makes it easy to kick back and truly enjoy every moment outdoors.



# Stay Self-Sufficient with the HydraPak Seeker + Katadyn BeFree Water Filter

One of the best parts of boondocking is leaving the hustle and bustle behind. That said, it also means you'll likely be miles from the nearest spigot. So, reliable water storage and filtration become absolutely essential. With the HydraPak Seeker paired with the Katadyn BeFree filter, you can stay hydrated and self-sufficient without hauling heavy, bulky water containers.

The HydraPak Seeker is a collapsible water bag that's lightweight yet rugged enough for rough conditions. When it's empty, it folds down small to fit into tight spaces. And when it's full, it provides several liters (2, 3, 4, 6, and 10 L options) of water for drinking, cooking, or rinsing off. Attach the Katadyn BeFree filter, and you have a simple, fast way to filter water on the go—no pumps, no complicated setup. Just squeeze and sip. It's the kind of smart, compact system that lets you stay longer and adventure farther with peace of mind.



# Cook Up Comfort with the GSI Outdoors Pinnacle Camper Cookset

Eating well is one of the great joys of RV life, and that doesn't have to change when you're off the beaten path. With the GSI Outdoors Pinnacle Camper Cookset, you can enjoy hearty, satisfying meals without overflowing storage compartments.

This cleverly designed cookset nests together like a set of Russian dolls, packing pots, frying pan, plates, mugs, bowls, and even a strainer lid into a single compact bundle that comes with its own combo "sink"/carrying case. Made with tough, nonstick-coated aluminum, it's lightweight, durable, and easy to clean, which can be a real bonus when water is limited. This set helps you turn any patch of wild country into your personal gourmet kitchen.



# Freshen Up Anywhere with the Nemo Helio Pressure Shower

After a day of hiking dusty trails, scrambling over rocks, or exploring backroads, few things feel better than a good shower. And with the Nemo Helio Pressure Shower, you don't have to give that luxury up just because you're far from traditional hookups.

Unlike gravity-fed camp showers that need to be hung high (and often deliver a sad trickle), the Helio sits securely on the ground and uses a foot pump to provide steady, refreshing pressure. It heats naturally in the sun (as long as you have enough direct sun), packs down small for easy storage, and provides enough water for multiple quick rinses. Whether you're cleaning up muddy pups, rinsing off gear, or treating yourself to a warm shower under the open sky, this lightweight upgrade can make a big difference in how fresh you feel—and how long you're able to stay off-grid comfortably.



# Chill Out in a Wise Owl Outfitters SingleOwl Hammock

Part of the magic of getting off the beaten path is having the time and space to truly slow down. Is there any better way to embrace that pace than by kicking back in a hammock? We can't imagine one! The Wise Owl Outfitters SingleOwl Hammock packs up small enough to fit in your glovebox but unfolds into a full-sized retreat where you can relax, read, nap, or even stargaze.

Made from soft but tough parachute nylon, it's lightweight, durable, and a breeze to set up with the included tree-friendly straps. Whether you're stretching out with a morning cup of coffee or swinging gently under the stars, a hammock turns any boondocking site into your own oasis—all for just a pound or so of gear.



# Pack Light but Live Large


Boondocking and off-road RVing are about embracing freedom, discovery, and the simple joy of being surrounded by nature. And with a few smart, lightweight comforts packed along for the ride, you can make even the most remote campsites feel like home—without getting weighed down.

From savoring that first fresh cup of coffee to relaxing under a star-filled sky, these compact essentials help you enjoy every moment of your off-grid adventure in comfort and style. All that's left is to find that perfect spot in the wild and settle in. The road less traveled has never felt so cozy and comfortable! ❤️


# FOOTM

EDGE  
OF  
THE  
MAP

FROM THE HIGHWAY TO THE CAMPGROUND



*INSIDE: Head South  
to Lake Wateree, SC*





# Wateree

## SOUTH CAROLINA'S SERENE SIDE: RVING AT LAKE WATEREE

**C**raving a peaceful getaway that blends lakeside views with quiet charm? Lake Wateree might just be your next favorite stop! This tranquil state park, tucked into the rolling hills of South Carolina's Midlands, offers a welcome retreat from the chaos—without requiring a trek into the wild unknown.

Days begin gently, with mist rising off still waters, and end with golden reflections of sunset dancing across the lake. It's the kind of place that invites you to slow down, take a big, deep, cleansing breath, and just be. And for RVers, Lake Wateree State Park delivers everything you need for a refreshing escape: scenic waterfront campsites, easy access to the water, and just enough nearby activity to keep things interesting.

## WHY WE LOVE LAKE WATEREE STATE PARK

As you first roll in, Lake Wateree State Park seems like a well-kept secret—and that’s part of its charm. Yet with 100 campsites nestled among pine trees and tucked along the shoreline, the park offers plenty of space. Twenty-three of those sites are perched right on the water’s edge, giving RVers front-row seats to serene sunrises and peaceful paddling sessions.

Each site is thoughtfully designed, offering electric and water hookups, picnic tables, and fire rings for easy outdoor meals and evening s’mores. Whether you’re traveling solo, as a couple, or with the whole family, the park is welcoming, pet-friendly, and laid-back.

“  
GRAB YOUR  
PADDLEBOARD,  
CANOE, OR KAYAK AND  
DRIFT ACROSS CALM  
WATERS FRAMED BY  
FORESTS AND SKY.  
”

But it’s not just about the views. The park also features 13,800 accessible acres with 238 acres along the shore. To easily access the water, you’ll find a boat ramp and a popular fishing pier to reel in bass, catfish, bream, or crappie. And if you forgot some critical gear, relax; there’s a well-

stocked tackle shop. While you’re there, you can cool off with a sweet slushie or ice cream treat.

With wide roads, a spacious layout, and friendly rangers, it’s the kind of place where the stress of the road melts away almost immediately.

## ACTIVITIES IN AND AROUND THE PARK

There’s no shortage of ways to enjoy the natural beauty of Lake Wateree—whether you want to be on the water, in the woods, or out exploring the surrounding area.

On the lake, grab your paddleboard, canoe, or kayak and drift across calm waters framed by forests and sky. Prefer a motorized adventure? The park’s boat ramp makes it easy to launch your



boat for a day of cruising or casting a line. The fishing here is top-notch, with catfish, bass, and bream practically calling your name.

On land, enjoy the park’s 2.3-mile Desportes nature trail, ideal for a relaxed morning hike, mid-afternoon bike ride, or evening stroll. Keep your

eyes open for white-tailed deer, herons, and even the occasional bald eagle. The trail winds through shaded woodlands, offering a quiet escape into nature without requiring serious hiking boots. And if you're traveling with little ones, you'll find a state-of-the-art play area for the kids to enjoy and burn off excess energy.

Looking to venture out for a day trip? Downtown Winnsboro is just a short 10-mile drive away and provides small-town charm, antique shops, museums, artwork, and friendly cafés and restaurants.

For more action, you can head about 45 minutes south to Columbia, the state capital, where you'll find the Riverbanks Zoo & Garden, several museums and theatres, art galleries, and a lively food and brewery scene.

Wine lovers, take note: South Carolina's Enoree River Winery and Mercer House Estate Winery are also within reach (about an hour and a half drive

away) for a scenic afternoon of sipping.

Finally, if you are interested in local history, nearby Revolutionary War sites and Civil War landmarks, such as the Historic Camden Revolutionary War Site, can add depth to your stay.

Whether you're staying close to camp or setting out for new sights, there's something to suit every pace and interest.

## WHEN TO VISIT

Lake Wateree is beautiful year-round, but early summer is when it truly shines. From late May through early June, the temperatures are warm enough for swimming and paddling, yet still mild enough to enjoy a cozy campfire at night. The spring blooms have just faded, the trees are full and green, and the campground hasn't yet filled with peak-season crowds. This shoulder season



“  
 WHETHER YOU'RE  
 STAYING CLOSE TO CAMP  
 OR SETTING OUT FOR  
 NEW SIGHTS, THERE  
 SOMETHING TO SUIT EVERY  
 PACE AND INTEREST  
 ”



sweet spot offers the best of both worlds—plenty of sunshine and space to yourself.

Not an early summer traveler? Fall is another fantastic time to visit. The park transforms into a tapestry of golds and reds, the weather cools just enough for crisp hikes, and the lake remains welcoming for boaters and anglers.

Mid-summer, while still a popular time, can be hot and humid—though if you’re all about lake life, it’s perfect for cooling off in the water or setting up a hammock in the shade.

No matter when you visit, a little planning goes a long way. Booking a waterfront site in advance helps ensure you’ll wake up to lake views every morning—and makes the whole experience feel more like a private retreat.

## WHY IT’S WORTH THE TRIP

In a world that often moves too fast, Lake Wateree offers a slower, more intentional kind of travel. It’s the kind of place where mornings stretch out over still water, afternoons are spent

“  
 IN A WORLD THAT OFTEN  
 MOVES TOO FAST, LAKE  
 WATEREE OFFERS A SLOWER,  
 MORE INTENTIONAL  
 KIND OF TRAVEL

”  
 exploring peaceful trails or casting a line, and evenings are made for fireside chats under a canopy of stars.


What sets this park apart isn’t just its lakefront beauty or its proximity to small towns and city adventures—it’s the feeling you get when you’re there. That exhale. That sense of space. That reminder of why RVing calls to so many of us: freedom, simplicity, and the joy of discovering somewhere special. ❤️



MADE FOR

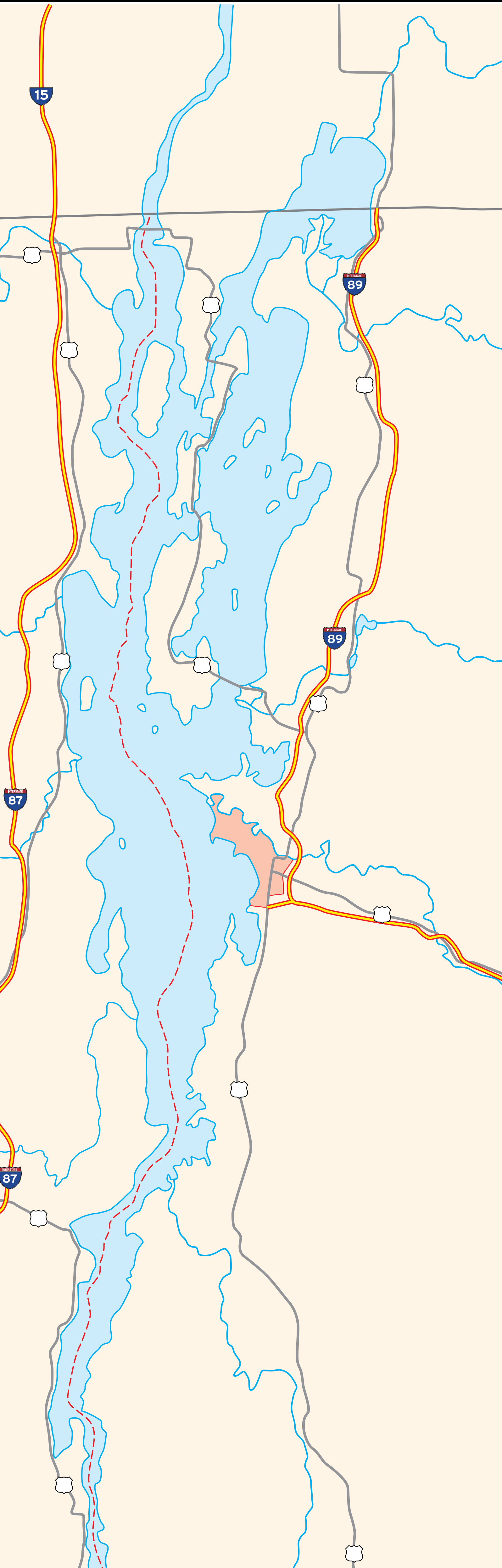
*Relaxation*

VERMONT LAKE CHAMPLAIN ISLANDS



Looking for a destination where you can park your RV, soak in stunning water views, and fill your days with both adventure and relaxation? It may be time to consider pointing your rig toward Lake Champlain.

Stretching along Vermont's western border, this surprising gem invites you to slow down and savor the journey. Picture crisp mornings as you bike along a causeway, surrounded by open water. Leisurely afternoons paddling into hidden coves. And soothing evenings unwinding to the sounds of live music drifting through a warm summer breeze...



Whether you stay for a weekend or settle in for a season, Lake Champlain offers endless ways to connect with nature, indulge in local flavors, and create memories that will have you coming back year after year.

## HOW DO YOU GET THERE?

Lake Champlain is nestled between Vermont's Green Mountains and New York's Adirondacks, stretching about 120 miles from the Canadian border down to Whitehall, New York. The Vermont side, in particular, is a haven for RVers thanks to its scenic byways, charming small towns, and easy access to outdoor activities.

### **Getting there by RV is a breeze:**

From the south, follow Interstate 89 north through Vermont, with exit points leading to Burlington and the Champlain Islands.

From New York, you can cross over the lake via the Lake Champlain Bridge near Crown Point or hop on one of the ferries (Burlington, Charlotte, or Grand Isle crossings are all RV-friendly). However, we always recommend checking with the individual ferries in advance to ensure they can accommodate your rig.

Traveling from Canada? Lake Champlain is just a short drive south from Montreal, making it a perfect addition to a cross-border adventure.

For an especially scenic arrival, RVers can take U.S. Route 2, which winds through the Champlain Islands—Grand Isle, North Hero, and South Hero—providing breathtaking lake views right from the driver's seat.

## WHY IS IT SO SPECIAL?

There's something almost magical about Lake Champlain. The way the light dances across the water at sunset. How the distant peaks of the Adirondacks and the Green Mountains frame every view. And layers of history, folklore, as well as natural wonder.



Formed over 10,000 years ago by retreating glaciers, Lake Champlain is steeped in rich history. During the Revolutionary War and the War of 1812, its waters served as a strategic corridor. You can still visit sites like Fort Ticonderoga and the remains of Fort St. Anne on Isle La Motte to feel the echoes of cannon fire and the resilience of early American fighters.

The lake was also home to the famous Battle of Valcour Island, where Benedict Arnold led a scrappy but crucial naval defense that helped delay British advancement down the lake.

But not all of Lake Champlain's history is grounded in battles and forts. According to local lore, something mysterious still stirs beneath the surface. Meet "Champ," the lake's own version of the Loch Ness Monster. Sightings of the elusive sea creature date back to the 1600s, and while no one has captured definitive proof, that hasn't stopped visitors and locals alike from keeping their eyes on the water. Whether you're a true believer or just a fan of a good campfire story, Champ adds a fun and quirky twist to your lakeside stay.

All of this—layered with natural beauty, vibrant communities, and outdoor adventure—makes Lake Champlain more than just a scenic destination.



## WHERE TO STAY

When it comes to RV camping around Lake Champlain, you're spoiled with so many choices. You can find everything from a quiet lakeside nook to a family-friendly spot with room to roam to full-service resorts.

One of the best places to begin is Grand Isle State Park, Vermont's second-largest campground and a favorite among RVers. Perched on the eastern shore of South Hero Island, this park offers easy pull-through sites, electric hookups, and a peaceful setting where you can watch the sun rise over the lake as you sip your morning brew. It's the kind of spot that could make you want

to settle in a little longer than planned.

A little farther south, Knight Point State Park near North Hero is perfect for low-key picnics (no overnight stays, though), offering shaded areas, lake access, and easy biking connections to the Colchester Causeway. It's small, quiet, and ideal for travelers who like to feel tucked away without venturing too far off the path.

For a different perspective, head to Button Bay State Park, located near Vergennes on the southern end of the lake. Here, you'll find gorgeous views of the Adirondacks, wide open grassy spaces, and easy access to hiking trails and a nature center. It's a great basecamp for families and birdwatchers alike.

If you're in the mood for a few more amenities, Apple Island Resort in South Hero offers full hookups, a marina, a golf course, and even an on-site country store—perfect for longer-term stays or travelers who enjoy a touch of resort-style comfort with their lakeside serenity.



# ADVENTURES ON AND AROUND THE WATER

Once you're settled, it's time to explore! And around Lake Champlain, there's no shortage of ways to fill your days.

For many RVers, the ultimate highlight is hopping on a bike and cruising along the Colchester Causeway. This former railroad bed has been transformed into a spectacular bike path that juts straight out into the lake. With lake breezes and panoramic views of the Adirondacks and Green Mountains, it's one of the most unique cycling experiences in the country. A seasonal bike ferry connects the causeway to South Hero Island, so you can keep pedaling your way through the islands or loop back to enjoy the ride all over again.

If you'd rather take to the water, Lake Champlain is ideal for paddling, sailing, or simply floating the day away. Rent a kayak or paddleboard (or bring your own) and explore peaceful inlets and quiet coves. You could also launch a small boat to go fishing for smallmouth, largemouth, or rock bass, northern pike, perch, trout, or numerous other species.

After a day outdoors, there's no better way to unwind than by sampling a glass of locally crafted


wine at a nearby vineyard. The Champlain Valley is home to several small wineries with tasting rooms and stunning views—perfect for a sunset toast. And if you time your visit right, you can catch a live summer concert in the area. From outdoor amphitheaters in Burlington to pop-up music events on the islands, the local music scene brings just the right mix of energy and charm to your lakeside evenings.

Want to keep it simple? Just take a walk along the shore, visit a local farmer's market, or grab a maple creemee (Vermont's soft serve specialty) and soak it all in.

## Your Next Getaway

Lake Champlain isn't just a destination—it's a way of life. Pedaling across sparkling waters. Raising a glass at a local vineyard. Simply watching the sunset melt into the mountains. No matter what you choose, it's a chance to slow down, breathe deeply, and savor the simple joys found in nature.

So, fuel up, chart your course, and get ready to discover one of Vermont's most breathtaking treasures. ❤️



# RVX

INSIDE: We explore remote RVing essentials



CAMPING, ADVENTURE, AND THE RV EXPERIENCE





## REMOTE RVING PRODUCT SPOTLIGHT: *EXTREME SAFETY EDITION*

**W**hen you exit the pavement and pull into the wild, the right gear isn't just about convenience; it can become a lifeline. Remote RV locations often mean you're in areas where cell service has vanished, and help is hours away. That's why choosing equipment isn't just about adventure—it's about safety.

Whether you're tackling rocky backroads, dry camping deep in the wilderness, boondocking in the desert, climbing steep mountain passes, chasing sunsets far from the crowds, or just setting up camp wherever the pavement turns to dirt, these products are designed to help keep your setup safe, powered, level, and ready for whatever comes next.

This roundup focuses on products that boost safety and self-reliance when RVing gets extreme. Each main pick includes pros and cons, plus honorable mentions and budget-friendly alternatives that still rise to the challenge.



## POWER UP FOR SAFETY

### RENOGY 400-WATT 12 VOLT SOLAR RV KIT

A serious solar system for off-grid living, this Renogy kit includes four 100W panels, a 40A MPPT charge controller, mounting hardware, and wiring. It's ideal for extended boondocking or full-time RVers who need reliable power away from hookups. Unlike "old-school" gas generators, solar systems can not only increase your freedom to go wherever the road takes you, but they can do so quietly, so you can truly enjoy the natural world around you. (Are those spring peepers?)

#### PROS:

- High wattage = more freedom to run lights, fans, fridges, etc.
- MPPT controller improves charging efficiency
- Trusted brand with strong reviews for reliability

#### CONS:

- Requires installation on the roof (not plug-and-play)
- The upfront cost can be pricy, though it is lower cost than many other power generators

**Honorable Mention:** Zamp Solar 150-Watt Portable Kit for flexible, short-term setups.

**Budget Option:** Jackery SolarSaga 100W + Explorer Power Station—Compact, foldable, and user-friendly for light power needs.



## STAY LEVEL ANYWHERE

### CAMCO WIRELESS RV EZ LEVEL

The definition of fast and easy: Set it on the floor and instantly get a clear read on whether your rig is level—front to back and side to side. No guesswork. No crawling under the RV.

#### PROS:

- Super simple to use, even if you're alone
- Bright LED indicators are easy to see, even in daylight
- Works on battery power (no wires or setup needed)

#### CONS:

- Doesn't offer smartphone connectivity
- Not as precise as some app-connected tools

**Honorable Mention:** LevelMatePRO—This wireless option offers real-time leveling feedback via a smartphone app to display the needed information for leveling. It even provides leveling data as you pull into your site to help you pick the most level spot to park.

**Budget Option:** Camco T-Level—Manual but super-inexpensive yet effective. It's particularly effective for fifth-wheel campers and is super easy to use quickly.



## SAFE COOKING IN WILD PLACES

### BLACKSTONE TABLETOP GRIDDLE (22" OR 17")

This propane-powered griddle brings backyard-style cooking to your off-grid campsite. It's stable, safe, and super versatile—you can make everything from burgers to veggies to pancakes and more.

#### PROS:

- Even heat distribution for safer cooking
- Wind-resistant with great temperature control
- Easy to clean and super durable

#### CONS:

- Takes up a bit of storage space
- No lid on most models, so you'll want to watch for weather and critters

**Honorable Mention:** Camp Chef VersaTop Grill—Similar size with more add-on options (such as a pizza oven or BBQ box).

**Budget Option:** Coleman Classic Stove + Cast Iron Skillet—Old-school combo that's safe, budget-friendly, and supremely versatile. You can use the cast iron skillet on the stovetop as well as over a campfire.

## NAVIGATE WITH CONFIDENCE

### GARMIN RV 795 GPS NAVIGATOR

Designed for RVers, this GPS helps you avoid low-clearance roads and sharp turns while providing live traffic, weather, and RV-specific routing.

#### PROS:

- Customizable to suit your rig's size/weight
- Preloaded RV park directories and public land info
- Road warnings allowing you to reroute as needed
- Big, easy-to-read screen so you can see the road ahead clearly

#### CONS:

Not cheap  
Requires updates for freshest info (though the updates are free)



**Honorable Mention:** Garmin GPSMAP 66st—This multi-satellite handheld is built tough for backcountry routing with topo maps included.

**Budget Option:** Gaia GPS or Google Maps (Offline Mode)—While these options are not RV-specific, they can work in a pinch. Just be sure to download maps ahead of time.



## BE FIRE READY, ALWAYS

### FIRST ALERT PRO5 RECHARGEABLE FIRE EXTINGUISHER

A heavy-duty ABC-rated extinguisher that covers nearly all fire types you might face in an RV—including electrical, grease, paper, and more.

#### PROS:

- High-capacity (up to 5 lb) for engine or galley fires
- Rechargeable for long-term value
- Durable metal valve and trigger

#### CONS:

- Heavier than basic models, so while portable, it may be better for mounted use
- Requires periodic maintenance/recharging

**Honorable Mention:** Element E50—Compact, clean, offering 50 seconds to fight fires, its small size is great for tight RV spaces.

**Budget Option:** Kidde FA110—Smaller size, easy to stash in multiple zones.

## TIRE PRESSURE = TRAIL SAFETY

### VIAIR 400P-RV PORTABLE AIR COMPRESSOR KIT

This powerful yet portable air compressor is built for big rigs, helping you safely air down for sand and rocks and air back up when you return to pavement.

#### PROS:

- Supports up to 150 PSI—great for Class A and C tires
- Long hose and power cable reach all corners of your rig
- Comes in a rugged carry bag

#### CONS:

- Bulkier than smaller compressors
- Not ideal for casual or compact vehicle users

**Honorable Mention:** TireMinder A1AS TPMS—RV tire monitoring system to prevent blowouts with real-time pressure/temperature alerts.

**Budget Option:** EPAuto 12V DC Compressor—Small investment for an option that's adequate for smaller setups or emergency use.



Extreme RVing isn't about taking unnecessary risks—it's about exploring boldly while being smart, safe, and self-sufficient. With the right tools, you can enjoy the freedom of going off-grid while protecting your rig and your crew for greater peace of mind. Whether you're upgrading your solar game or keeping your tires trail-ready, these products help turn extreme RVing into an extremely safe adventure.



9		6		1 3			8
	5	8					9
	3						1
	6		8			9 2	
		3	4		9	1	
	4	9			6		3
	9						8
	1					6 7	
4			9 6			3	1

◀ EASY

MEDIUM ▼

9	1	6			4		7	2
8			6	2			5	
5					8	9	3	
	6					2		
			2		7			
		5					9	
	9	7	8					3
	8			7	6			9
4	5		1			6	8	7

6			3			1		
	7	1	6	2				
8		5			1			
5			8	7		9		1
		9				6		
4		7		6	9			8
			2			8		7
				8	6	4	1	
		8			3			2

◀ HARD



9	7	6	5	1	3	2	4	8
1	5	8	6	4	2	7	9	3
2	3	4	7	9	8	5	1	6
7	6	1	8	3	5	9	2	4
8	2	3	4	7	9	1	6	5
5	4	9	1	2	6	8	3	7
6	9	7	3	5	1	4	8	2
3	1	5	2	8	4	6	7	9
4	8	2	9	6	7	3	5	1

9	1	6	3	5	4	8	7	2
8	7	3	6	2	9	1	5	4
5	2	4	7	1	8	9	3	6
7	6	8	9	3	5	2	4	1
1	4	9	2	8	7	3	6	5
2	3	5	4	6	1	7	9	8
6	9	7	8	4	2	5	1	3
3	8	1	5	7	6	4	2	9
4	5	2	1	9	3	6	8	7

6	2	4	3	5	7	1	8	9
9	7	1	6	2	8	3	5	4
8	3	5	4	9	1	7	2	6
5	6	3	8	7	2	9	4	1
2	8	9	1	3	4	6	7	5
4	1	7	5	6	9	2	3	8
3	4	6	2	1	5	8	9	7
7	5	2	9	8	6	4	1	3
1	9	8	7	4	3	5	6	2